



# 1 1/2" BORE STAINLESS STEEL CYLINDER

## TDR-24-□-□

Double Acting



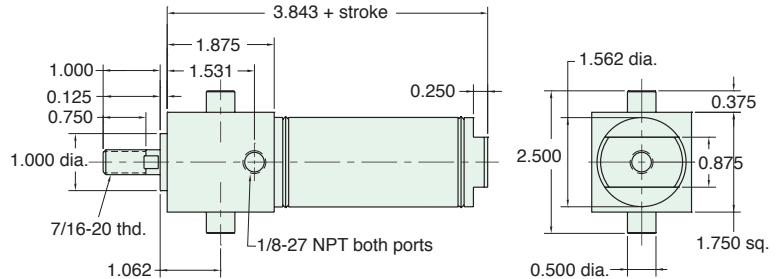
**Mount:** Trunnion **Standard Stroke Lengths:** 1/2", 1", 1-1/2", 2", 3", 4", 5", 6"

**Type:** Rotating Rod **Maximum Stroke:** 40"

**Options:** M, B, W, V, S, N

For S option add 0.187

P6, P7, P8



## SDD-24-□-□

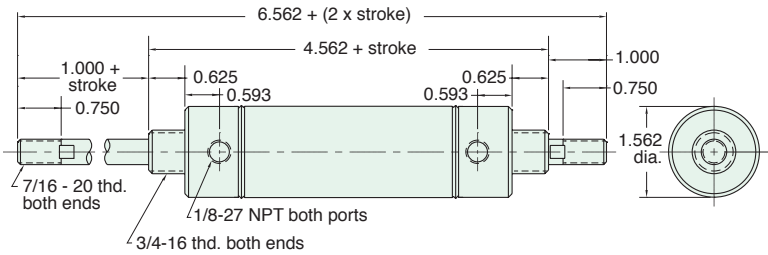
Double Acting



**Mount:** Stud **Standard Stroke Lengths:** 1", 2", 3", 4", 5", 6", 8", 10", 12"

**Type:** Double Rod **Maximum Stroke:** 19"

**Options:** C, F, M, B, W, V, P6, P7, P8, N



Nuts included, but not shown on drawing

## CRR-24-□-□

Reverse Acting

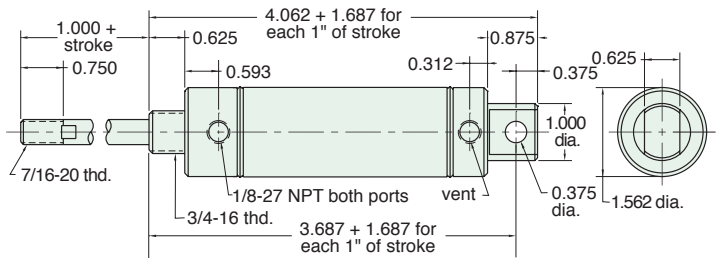


**Mount:** Clevis **Standard Stroke Lengths:** 1/2", 1", 1-1/2", 2", 3", 4"

**Type:** Rotating Rod **Spring Compressed:** 10 lbs. **Spring At Rest:** 4 1/2 lbs.

**Options:** M, B, H, W, V, P2, **Maximum Stroke:** 14"

P3, P4, P5, P6, P7, P8, N



Furnished without nut(s). See Chart on Page 46.

## ERR-24-□-□

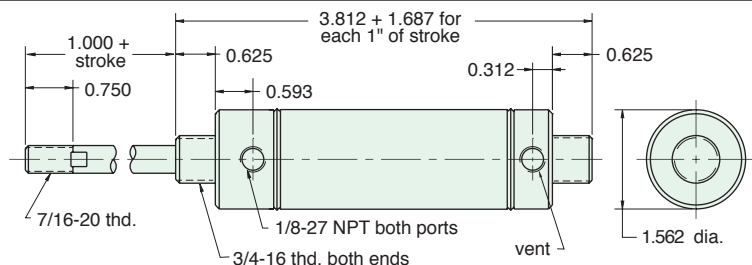
Reverse Acting



**Mount:** End **Standard Stroke Lengths:** 1/2", 1", 1-1/2", 2", 3", 4"

**Type:** Rotating Rod **Spring Compressed:** 10 lbs. **Spring At Rest:** 4 1/2 lbs.

**Options:** M, B, H, W, V, N **Maximum Stroke:** 14"



Nuts included, but not shown on drawing